






# BACKPACK COMPARISON CHART

	<b>Switchback</b> PBA295	<b>Out And About</b> PBA282	<b>Back At Ya 2.1</b> PBA226-2.1	<b>Got Your Back 2.1</b> PBA198-2.1	<b>Every Day Every Way</b> PBA258
<b>Pattern*</b>					
<b>Bag Dimensions</b>	11"H x 11"W x 3½"D at top, 11"H x 11"W x 4½"D at bottom	11½"H x 6"W x 2½"D at top, 11½"H x 10"W x 3¾"D at bottom	12"H x 8"W x 2½"D at top, 12"H x 10"W x 4"D at bottom	14"H x 9"W x 4"D at top, 14"H x 12"W x 6"D at bottom	12"H x 12"W x 4"D at top, 12"H x 15"W x 7"D at bottom
<b>Add-on Video™ Available*</b>	✓	✓	✓	✓	
<b>ByAnnie's Soft and Stable®** Requirements</b>	36" x 38" SS1036/SS2036	36" x 58" SS1036/SS2036	36" x 58" SS1036/SS2036	36" x 58" SS1036/SS2036	36" x 58" SS1036/SS2036
<b>Fabric Requirements</b>	Main: ⅝ yard Block fabric 1: ⅓ yard Block fabric 2: ⅓ yard Lining: ⅞ yard Coordinate: ⅞ yard	Main: 1 yard Lining: 1 yard Coordinate: 1 yard Contrasting: ¼ yard Mesh: ½ yard SUP209	Main: 1 yard Lining: 1 yard Coordinate: 1 yard Mesh: 13" x 11"* SUP209 *or ⅓ yard fabric of choice	Main: 1¼ yards Lining: 1¼ yards Coordinate: 1 yard Mesh: 15" x 14"* SUP209 *or ⅓ yard fabric of choice	Main: 1¾ yards Lining: 1¾ yards Coordinate: 1¾ yards (+ ¾ yard for optional straps) Mesh: ½ yard SUP209
<b>Directional Fabric Comptability</b>	On all of these backpacks, a directional fabric will work well for the front, back, and pockets. Directional fabric may be problematic for the zipper/side strip. Refer to the patterns and their related videos for additional instructions.				
<b>Interior Pockets</b>	<b>Slip:</b> 1 fabric (gathered, 2 divisions)  <b>Zip:</b> 1 fabric	<b>Slip:</b> 1 fabric (gathered, 3 divisions) 1 mesh (2 divisions)  <b>Zip:</b> 1 fabric, 2 mesh	<b>Slip:</b> 6 fabric (credit card size) 1 fabric (2 divisions)  <b>Zip:</b> 1 fabric or mesh	<b>Slip:</b> 6 fabric (credit card size) 1 fabric (2 divisions)  <b>Zip:</b> 1 fabric or mesh	<b>Bellowed Dividers:</b> 3 fabric  <b>Zip:</b> 1 mesh
<b>Exterior Pockets</b>	<b>Slip:</b> 1 quilted  <b>Zip:</b> 1 quilted	<b>Slip:</b> 1 quilted (optional)  <b>Zip:</b> 1 quilted	<b>Slip:</b> 1 quilted (with magnet closure)  <b>Zip:</b> 1 quilted	<b>Slip:</b> 1 quilted (with magnet closure) 2 quilted  <b>Zip:</b> 1 quilted	<b>Slip:</b> 2 quilted (with magnet closure) 2 quilted
<b>Handbag Zippers*</b>	One 24" Single-slide ZIP24 One 30" Double-slide ZIP30	Three 30" Double-slide ZIP30 One 40" Double-slide ZIP40	Two 30" Double-slide ZIP30	Two 30" Double-slide ZIP30	One 24" Single-slide ZIP24 One 30" Double-slide ZIP30
<b>Strapping*</b>	<b>1" Strapping</b> 3 yards SUP164-1	<b>1" Strapping</b> SMALL: 2¼ yards SUP164-1 REGULAR: 2¾ yards SUP164-1	<b>1" Strapping</b> 2½ yards SUP164-1	<b>1" Strapping</b> 2½ yards SUP164-1	<b>1" Strapping</b> 1¼ yards SUP164-1 <b>1½" Strapping</b> 7¼ yards SUP164-1.5
<b>Hardware*</b>	<b>1" Hardware</b> 5 D-Rings HAR1-DR 2 Rectangle Rings HAR1-RR 2 Sliders HAR1-SL 2 Swivel Hooks HAR1-SW	<b>1" Hardware</b> 2 Strap Adjusters HAR1-STA	<b>1" Hardware</b> 1 Magnet Set HAR-MAG 2 Rectangle Rings HAR1-RR 2 Sliders HAR1-SL	<b>1" Hardware</b> 1 Magnet Set HAR-MAG 2 Rectangle Rings HAR1-RR 2 Sliders HAR1-SL	<b>1" Hardware</b> ⊘ 2 Magnet Sets HAR-MAG 2 Triangle Rings HAR1-TR  <b>1½" Hardware</b> ⊘ 4 Rectangle Rings HAR1.5-RR 3 Sliders HAR1.5-SL 4 Swivel Hooks HAR1.5-SW 4 Triangle Rings HAR1.5-TR  ⊘Pattern includes options for several ways to carry. Choose those you prefer.

\*Patterns, Add-on Videos, Soft and Stable®, mesh, strapping, hardware, and handbag zippers are available at [ByAnnie.com](http://ByAnnie.com).

Need help with using directional fabrics or installing zippers?

Log into your Digital Library ([www.ByAnnie.com/digital\\_library](http://www.ByAnnie.com/digital_library)) and watch a free tutorial today!

New to ByAnnie patterns?

Sew the ByAnnie Basics projects ([www.ByAnnie.com/byannie-basics](http://www.ByAnnie.com/byannie-basics)) to learn our techniques and processes. Be sure to watch their free videos, too!

